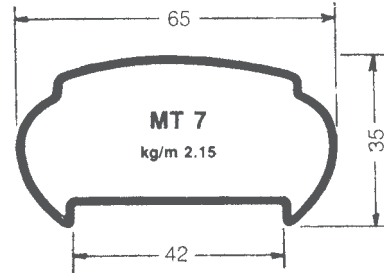
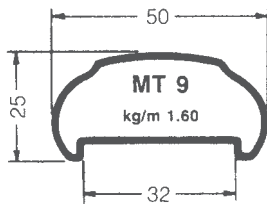
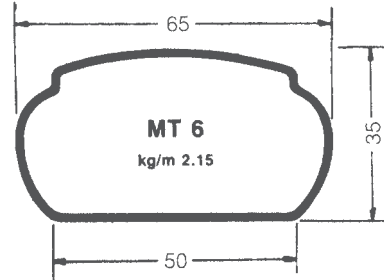
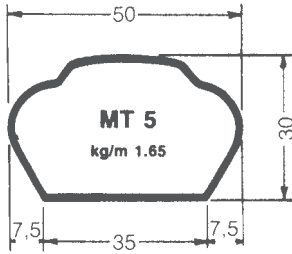




CORRIMANO

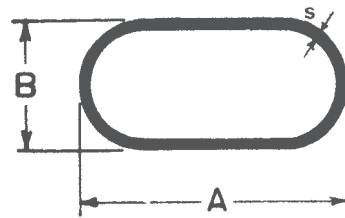
UNI EN 10305



CEST
CENTRO SIDERURGICO PUGLIESE

OVALE

dimensioni "A x B" mm	spessore "S" mm	
	1,5	2
	peso in kg/mt	
30 x 15	0,86	1,13
40 x 20	1,12	1,47
50 x 25	1,50	1,95
60 x 30	1,79	2,37



TRIANGOLO

dimensioni "A x B" mm	spessore "S" mm	
	1,5	2
	peso in kg/mt	
30 x 15	0,86	1,13
40 x 20	1,24	1,63

